

Learning how to spell

Speed Writing



How often can you write the word correctly in one minute?





Learning how to spell

Writing the word in fancy letters

- Bubble writing
- Cursive
- Italics

Learning how to spell

Look- 
Say- 
Cover- 
Write- 
Check- 



EDWARD THE ELDER
Primary School

Learning spellings can be tricky!
Here are some different strategies you can try at home and in school to help you.

Three Times


Write the word 3 times in different colours

three three three


Learning how to spell

Learning how to spell

SUS

Study the word 

Underline the difficult part(s)

Say the word carefully 

Learning how to spell

Syllables/Chunks

Breaking the words into parts / clapping the sounds



<u>going</u>	go/ing
<u>running</u>	run/ning
<u>returned</u>	re turn ed

Learning how to spell

Use of colours

Use a different colour for each Letter





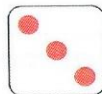





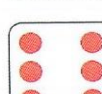



a) Rainbow Spelling

Helps children to learn spellings kinaesthetically and through repetition.
Can be used for practising just one word over and over again!

Rollin' Rainbow Spelling

Roll the dice and write your spelling word that number of times in the color listed.

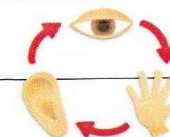
	Spell the word in red.	
	Spell the word in orange.	
	Spell the word in yellow.	
	Spell the word in green.	
	Spell the word in blue.	
	Spell the word in purple.	

www.layers-of-learning.com

Variation As before, but this time the pupil only writes the word *once* for each throw of the dice. They keep spelling the same word with different colours until they throw a 6. When a 6 is thrown, they write the word with the correct colour and then move on to the next word.

4. Dice Games

b) 6th Sense Spelling



Can be used to practise a list of 6 spellings and uses 6 different activities to engage the senses and appeal to different learning styles.

Step 1 Using a list of 6 numbered target spellings, the dice is rolled and spelling chosen:

1	half
2	said
3	friend
4	there
5	does
6	want



Step 2 The dice is rolled again to choose a way of 'writing' the spelling. Say the word out loud each time!

1	'Write' the word on the desk with you finger.
2	Write using bubble writing and draw a picture if you can
3	Stand up and 'write' the word in the air with your finger
4	Write as a 'pyramid' word
5	Write the word with your eyes closed!
6	Write the word 3 times - small, medium and large, in 3 different colours.

